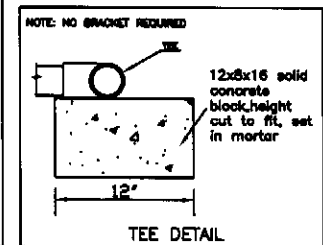
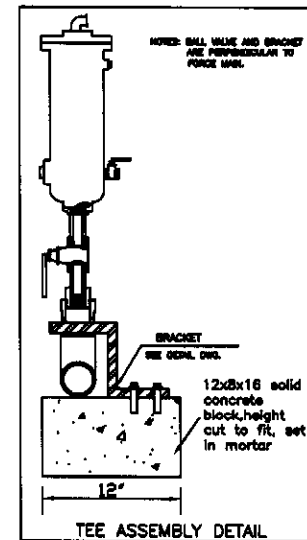
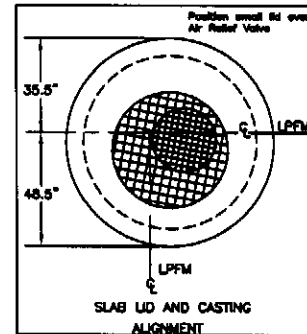


NOTE:
Ball Valves and Tee Assemblies are vertical to LPFM but are shown horizontal for clarity



THE
METROPOLITAN SEWER DISTRICT
OF
GREATER CINCINNATI

3" LOW PRESSURE FORCE MAIN
RIGHT TEE AIR RELIEF CHAMBER